

LC-151 Outdoor detector instructions

General:

The LC-151 is a PIR and MW outdoor detector. The detector has an internal element that has 90° coverage area.




Fig. 1: External view

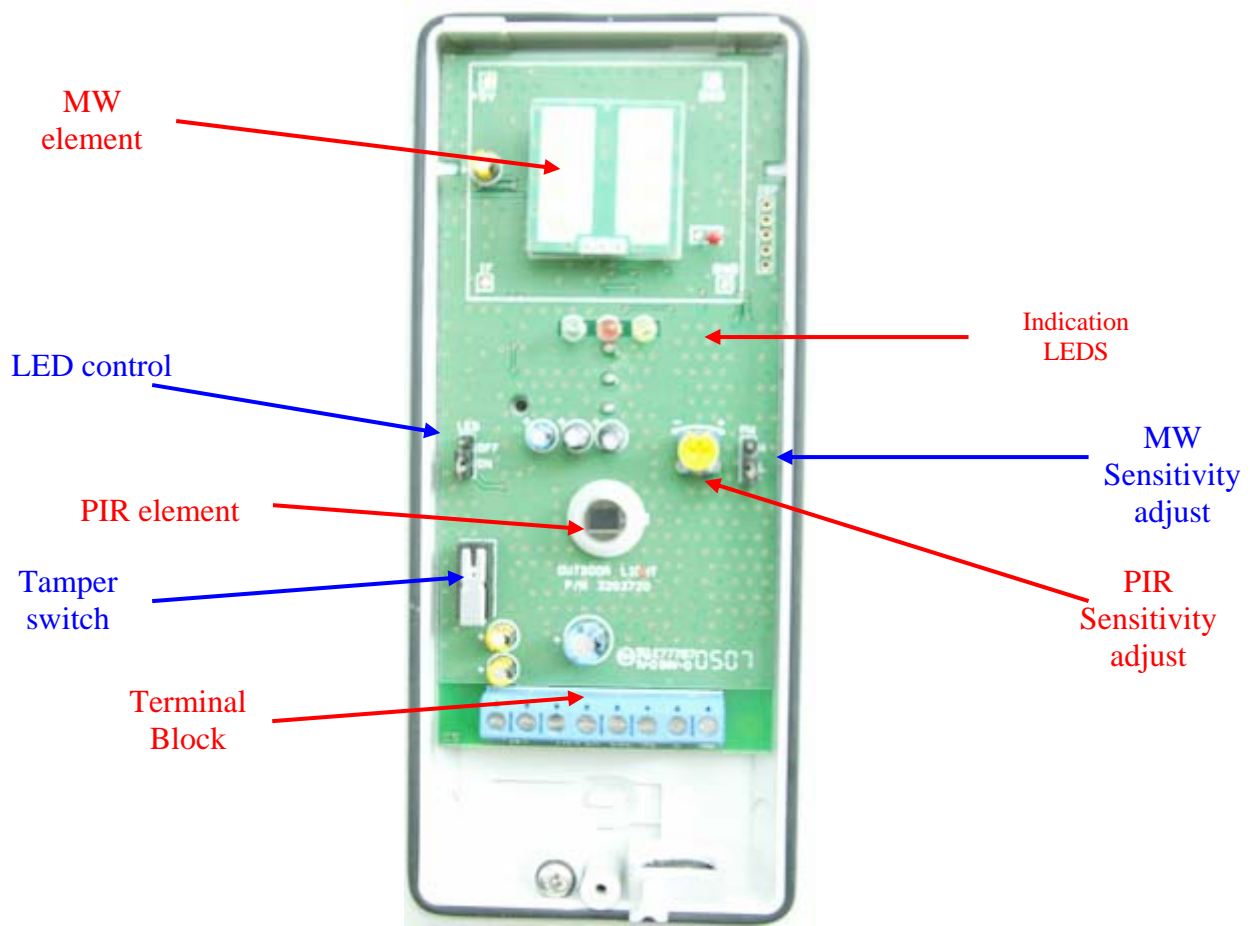


Fig. 2: Internal view

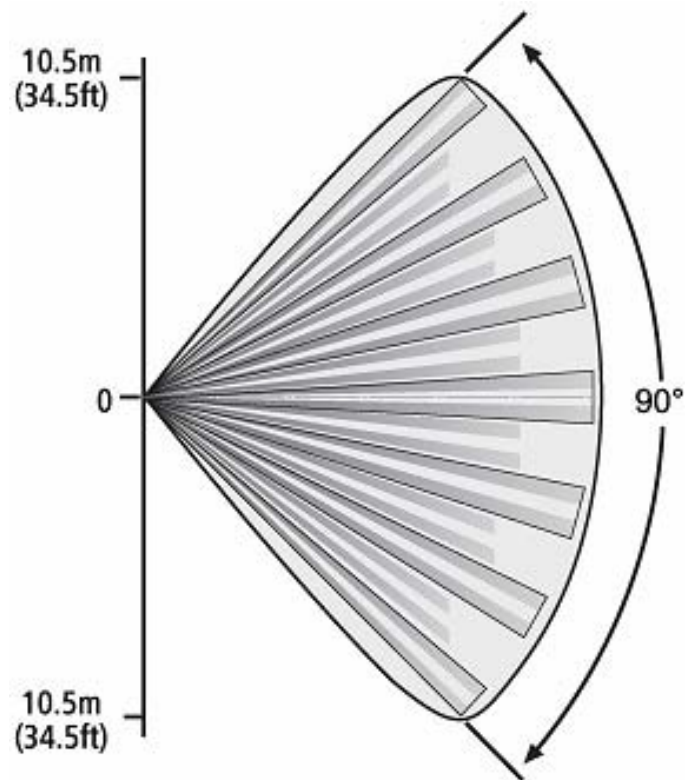


Fig. 3: Detection Pattern – Top view

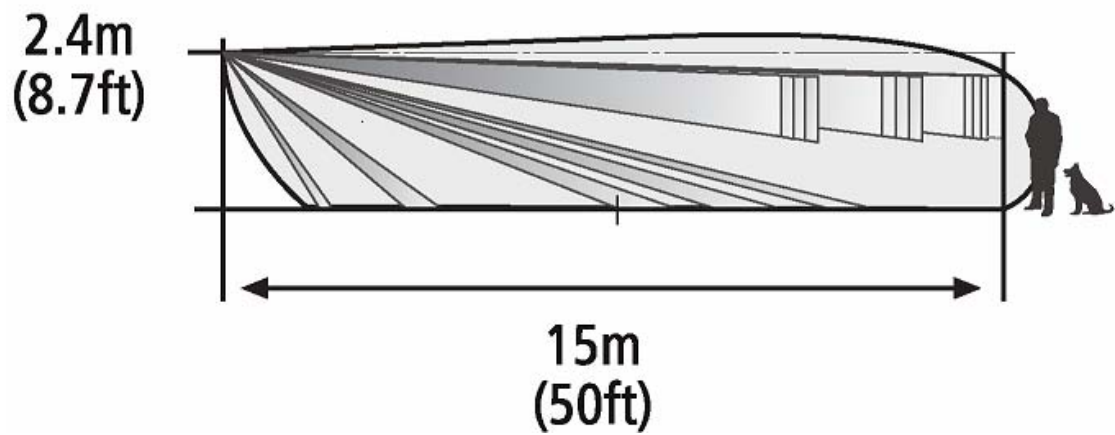


Fig. 4: Detection Pattern - Side view

Installation:

The LC-151 can be installed either on a wall or poll using a metal mounting bracket, supplied with the detector.



Fig. 5: Rear bracket



Fig. 6: Metal-Band usage

Using the mounting bracket, the LC-151 is to be installed according to the following drawing:

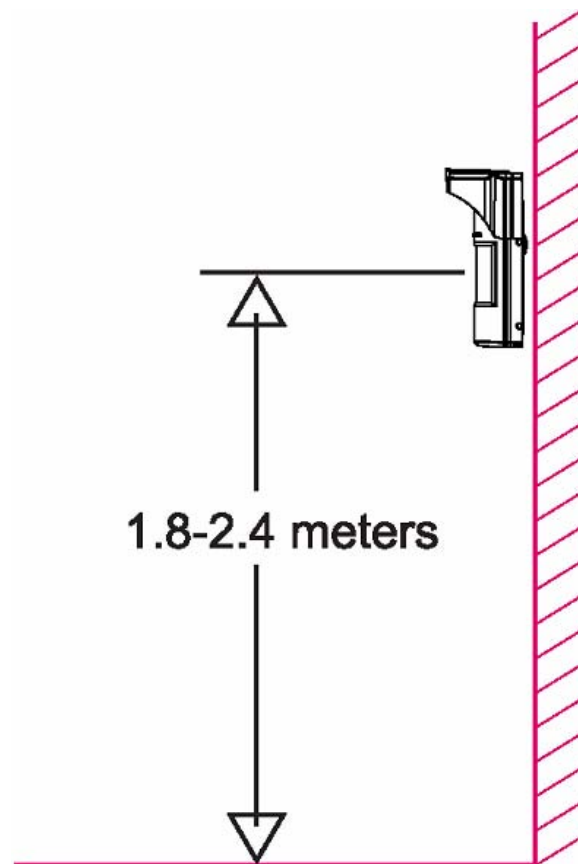


Fig. 7: Installation height

Sensitivity adjustment:

The PIR sensitivity is determined by an internal potentiometer, which controls an analogue parameter inverted to digital one and sets the sensitivity by adaptive signal. Changing the sensitivity affects immunity to environmental noises and also affects the detection distance.



Fig. 8: PIR Sensitivity Adjust

In addition, there is an option to control the MW sensitivity by means of jumper, between “H” (high) and “L” (low) options.



Fig. 9: MW Sensitivity Selection

Installer setup options:

The installer has an option to control LEDs operation, using the LED control jumper, between “ON” and “OFF”. The Green LED indicates PIR detection, the Yellow LED indicates MW detection and the Red LED - alarm indication (logic AND of both MW and PIR).




Fig. 10: LED Indications



Fig. 11: LEDs Control

The LC-151 has an optional PET Immunity filter that can be assembled inside the product.




Fig. 12: PET Immunity Filter and cover



Fig. 12: PET Immunity Filter assembled

Technical Specifications:

Detection Method	PIR AND MW
Power Input	9.6 to 16Vdc
Current Draw	Active: 24mA ($\pm 5\%$) Standby: 21mA ($\pm 5\%$)
Temp Compensation	Yes, Dual slop temperature compensation
Alarm Period	2 sec (± 0.5 sec)
Alarm Outputs	NC NO Common End Of Line 28Vdc 0.1 A with 10 Ohm
Tamper Switch(s)	Two Switches N.C 28Vdc 0.1 A with 10 Ohm Series protection resistors Open when cover or base are removed
Warm up Period	60sec (± 5 sec)
LED Indicator	All LEDs are ON during ALARM
RF Immunity	10 V/m plus 80% AM from 80 MHz to 2GHz
ElectroStatic Immunity	6kV contact, 8kV air
Transient Immunity	1kV
Operation Temp	-10°C ~ +50 °C
Dimensions	175mm x 70mm x 45mm
Weight	210gr.

End of Document